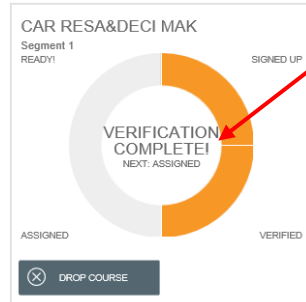


After Registering for a BVS/FLVS Course – What Next??

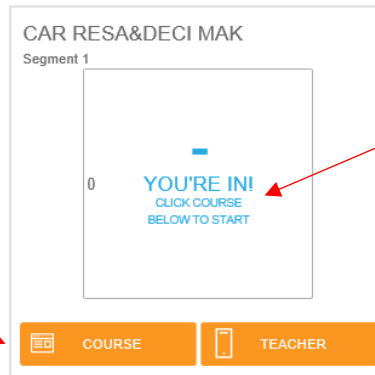
You will likely be enrolled in their virtual course on your requested start date or a few days after. It is important that you log in and check frequently, starting on your preferred start date. Once you have a teacher, you should start!

How will you know when you have a teacher? Your student dashboard (the page you land on when you log on) will show your progress in registration and classroom assignment. While you are waiting for a teacher, your dashboard will look like this:



This shows that your registration is complete. Your course request has been verified by a counselor and you now need assignment to a teacher.


You will not be placed with a teacher more than 1-2 days prior to your preferred start date. So, your dashboard could look like that for a while, depending on what date you said you wanted to start. When you have been assigned to a teacher, your dashboard will look like this.



Just click on the "Course" button and you are ready to go!

When it says "You're In!" you can begin! You must begin working and complete the welcome call/video within 2 weeks of assignment to keep your seat in class.

What can you do while you are waiting? One of the best things you can do to prepare for your new online course, is to review <http://BVShelp.weebly.com>. This is a page used by BVS teachers to share resources and tips about being a successful virtual school student. Be sure to review the Getting Started tab first and then come back to this page when you need some help.



When you start your course, be sure to check your email within the course because your teacher will send you an email within a few days of placement. It will contain information about how to stay enrolled and be successful in the course. Don't forget to also review your teacher's announcement page (course home page). There are tons of resources to help you be successful. Have fun and welcome to Brevard Virtual!